



Club Health Assessment for District 336 C through February 2025

| | | | Status | Membership | | | | | | | Reports | | | | | Finance | | LCIF |
|--|--------------------|--------------|---|-----------------------------|-------------------|---------------------|----------------|---|----------------------------|--|-------------------------------------|------------------------------------|------------------------|---|--|-----------------|-----------------------------------|------|
| Club Number | Club Name | Charter Date | | Current Member Count | YTD Members Added | YTD Members Dropped | YTD Net Growth | YTD Net Growth% | Member Count 12 Months Ago | Avg. length of service for dropped members | Months Since Last MMR *** | Yrs. Since Last Officer Report | President Rotation | Vice President Reported **** | Months Since Last Activity Report *** | Account Balance | Donations for current Fiscal Year | |
| | | | Number of times on status quo within last two years | If below 15 members appears | | | | If net loss is greater than 20% appears | | | If no report in 3 months appears in | When more than one year appears in | Number of repeat terms | Notes the officers that do not have an active | If no report at 12 months appears in red | | | |
| Clubs more than two years old | | | | | | | | | | | | | | | | | | |
| 24083 | AKI L C | 11/28/1961 | Active | 30 | 5 | 1 | 4 | 15.38% | 0 | 4 | 0 | | | VP,SC | 2 | | \$2,295.89 | |
| Exc Award (06/30/2019, 06/30/2020) | | | | | | | | | | | | | | | | | | |
| 24207 | AKITAKATA | 07/19/1962 | Active | 17 | 0 | 3 | -3 | -15.00% | 0 | 25 | 5 | | | T,M,VP,SC | 7 | | \$130.59 | |
| 24091 | FUCHU | 05/01/1958 | Active | 37 | 0 | 0 | 0 | 0.00% | 0 | | 0 | | N | SC | 1 | | \$1,223.19 | |
| 41282 | FUCHU CHUO | 04/22/1982 | Active | 32 | 0 | 0 | 0 | 0.00% | 0 | | 7 | | N | M,SC | 0 | | \$1,826.61 | |
| 37304 | FUCHU MEIKYO | 06/05/1979 | Active | 9 | 0 | 1 | -1 | -10.00% | 0 | 16 | 1 | | | P,T,M,VP,SC | 24 | | \$65.30 | |
| 24092 | FUKUYAMA | 10/20/1956 | Active | 84 | 0 | 0 | 0 | 0.00% | 0 | | 4 | | N | T,M,VP,SC | 0 | | \$3,644.76 | |
| 24089 | FUKUYAMA AI | 03/12/1966 | Active | 44 | 2 | 1 | 1 | 2.33% | 0 | 5 | 0 | | N | T,M,VP,SC | 1 | | \$7,355.46 | |
| Exc Award (06/30/2018, 06/30/2019, 06/30/2020) | | | | | | | | | | | | | | | | | | |
| 24093 | FUKUYAMA CHUO | 02/26/1967 | Active | 39 | 1 | 3 | -2 | -4.88% | 0 | 17 | 1 | | N | S,SC | 1 | | \$3,157.14 | |
| Exc Award (06/30/2018) | | | | | | | | | | | | | | | | | | |
| 24095 | FUKUYAMA CITY | 01/19/1969 | Active | 22 | 0 | 1 | -1 | -4.35% | 0 | 47 | 2 | | | VP,SC | 8 | | \$668.99 | |
| 55988 | FUKUYAMA FLOWER | 07/06/1994 | Active | 52 | 4 | 3 | 1 | 1.96% | 0 | 8 | 1 | | N | SC | 2 | | \$4,991.80 | |
| Exc Award (06/30/2016) | | | | | | | | | | | | | | | | | | |
| 54566 | FUKUYAMA HEISEI | 06/07/1993 | Active | 38 | 2 | 1 | 1 | 2.70% | 0 | 11 | 5 | | N | SC | 1 | | \$1,256.26 | |
| Exc Award (06/30/2019, 06/30/2020) | | | | | | | | | | | | | | | | | | |
| 32998 | FUKUYAMA HIGASHI | 11/04/1976 | Active | 58 | 0 | 0 | 0 | 0.00% | 0 | | 8 | | N | T,M,VP,SC | 0 | | \$2,826.03 | |
| Exc Award (06/30/2018) | | | | | | | | | | | | | | | | | | |
| 41855 | FUKUYAMA HISAMATSU | 09/27/1982 | Active | 45 | 1 | 4 | -3 | -6.25% | 0 | 7 | 1 | | N | T | 0 | | \$5,726.87 | |
| Exc Award (06/30/2018, 06/30/2019, 06/30/2020) | | | | | | | | | | | | | | | | | | |
| 24094 | FUKUYAMA IYOO | 07/11/1962 | Active | 42 | 3 | 0 | 3 | 7.69% | 0 | | 2 | | N | T,VP | 0 | | \$4,315.45 | |
| Exc Award (06/30/2019) | | | | | | | | | | | | | | | | | | |
| 51813 | FUKUYAMA KITA | 06/18/1991 | Active | 26 | 0 | 0 | 0 | 0.00% | 0 | | 7 | | N | T,SC | 1 | | \$793.43 | |
| 24148 | FUKUYAMA MATSUNAGA | 12/04/1960 | Active | 41 | 1 | 4 | -3 | -6.82% | 0 | 21 | 1 | | N | SC | 1 | | | |
| Exc Award (06/30/2016, 06/30/2018) | | | | | | | | | | | | | | | | | | |
| 53244 | FUKUYAMA MINAMI | 06/01/1992 | Active | 67 | 1 | 3 | -2 | -2.90% | 0 | 14 | 0 | | | T,M,VP,SC | 2 | | \$10,062.88 | |
| Exc Award (06/30/2016, 06/30/2017) | | | | | | | | | | | | | | | | | | |




Club Health Assessment for District 336 C through February 2025

| | | | Status | Membership | | | | | | | Reports | | | | | Finance | | LCIF |
|-------------|--|--------------|---|-----------------------------|-------------------|---------------------|----------------|---|----------------------------|--|-------------------------------------|------------------------------------|------------------------|---|--|-----------------|-----------------------------------|------|
| Club Number | Club Name | Charter Date | | Current Member Count | YTD Members Added | YTD Members Dropped | YTD Net Growth | YTD Net Growth% | Member Count 12 Months Ago | Avg. length of service for dropped members | Months Since Last MMR *** | Yrs. Since Last Officer Report | President Rotation | Vice President Reported **** | Months Since Last Activity Report *** | Account Balance | Donations for current Fiscal Year | |
| | | | Number of times on status quo within last two years | If below 15 members appears | | | | If net loss is greater than 20% appears | | | If no report in 3 months appears in | When more than one year appears in | Number of repeat terms | Notes the officers that do not have an active | If no report at 12 months appears in red | | | |
| 127046 | Fukuyama Peace | 06/21/2016 | Active | 99 | 15 | 1 | 14 | 16.47% | 0 | 7 | 1 | | | N | S,T,SC | 0 | \$2,313.79 | |
| | Exc Award (06/30/2022) | | | | | | | | | | | | | | | | | |
| 24183 | FUKUYAMA SHIN-ICHI | 12/21/1963 | Active | 77 | 6 | 5 | 1 | 1.32% | 0 | 21 | 1 | | | N | SC | 1 | \$8,413.31 | |
| | Exc Award (06/30/2017, 06/30/2018, 06/30/2019) | | | | | | | | | | | | | | | | | |
| 41812 | HATSUKAICHI | 08/13/1982 | Active | 15 | 1 | 1 | 0 | 0.00% | 0 | 3 | 1 | | | N | P,S,M,SC | 13 | \$570.90 | |
| | Exc Award (06/30/2019) | | | | | | | | | | | | | | | | | |
| 24084 | HIGASHI HIROSHIMA | 03/22/1967 | Active | 48 | 4 | 1 | 3 | 6.67% | 0 | 1 | 1 | | | N | SC | 0 | \$9,087.68 | |
| | Exc Award (06/30/2018) | | | | | | | | | | | | | | | | | |
| 30424 | HIGASHI HIROSHIMA WEST | 03/17/1975 | Active | 33 | 1 | 1 | 0 | 0.00% | 0 | 28 | 2 | | | | T,M,VP,SC | 0 | \$5,576.92 | |
| | Exc Award (06/30/2017, 06/30/2024) | | | | | | | | | | | | | | | | | |
| 24085 | HIGASHIHIROSHIMAAKITSU | 11/23/1964 | Active | 38 | 2 | 1 | 1 | 2.70% | 0 | 19 | 2 | | | | M,VP,SC | 1 | \$1,929.32 | |
| | Exc Award (06/30/2017) | | | | | | | | | | | | | | | | | |
| 32027 | HIGASHIHIROSHIMA KUROSE | 04/12/1976 | Active | 31 | 1 | 0 | 1 | 3.33% | 0 | | 7 | | | | S,M,VP,SC | 24+ | \$1,576.49 | |
| 24105 | HIROSHIMA | 01/26/1955 | Active | 64 | 5 | 2 | 3 | 4.92% | 0 | 2 | 1 | | | | T,M,VP,SC | 1 | \$5,783.56 | |
| | Exc Award (06/30/2016, 06/30/2017, 06/30/2018) | | | | | | | | | | | | | | | | | |
| 39945 | HIROSHIMA ASAHI | 05/18/1981 | Active | 34 | 1 | 2 | -1 | -2.86% | 0 | 23 | 0 | | | N | P,S,M,VP,SC | 1 | \$3,806.50 | |
| | Exc Award (06/30/2023) | | | | | | | | | | | | | | | | | |
| 24129 | HIROSHIMA CHUO | 06/20/1964 | Active | 48 | 8 | 3 | 5 | 11.63% | 0 | 20 | 0 | | | | P,S,T,VP,SC | 2 | \$1,574.62 | |
| | Exc Award (06/30/2019, 06/30/2020, 06/30/2021) | | | | | | | | | | | | | | | | | |
| 24106 | HIROSHIMA DELTA | 03/21/1961 | Active | 45 | 4 | 4 | 0 | 0.00% | 0 | 15 | 1 | | | | S,M,VP,SC | 1 | \$2,157.20 | |
| | Exc Award (06/30/2016, 06/30/2018, 06/30/2019) | | | | | | | | | | | | | | | | | |
| 24108 | HIROSHIMA HEIWA | 05/31/1959 | Active | 45 | 1 | 2 | -1 | -2.17% | 0 | 3 | 4 | | | | S,T,VP,SC | 0 | \$365.66 | |
| | Exc Award (06/30/2020) | | | | | | | | | | | | | | | | | |
| 34797 | HIROSHIMA ITSUKAICHI | 12/02/1977 | Active | 24 | 2 | 1 | 1 | 4.35% | 0 | 0 | 2 | | | N | SC | 0 | \$2,995.90 | |
| | Exc Award (06/30/2016, 06/30/2018) | | | | | | | | | | | | | | | | | |
| 24109 | HIROSHIMA JOHOKU | 06/07/1967 | Active | 37 | 3 | 1 | 2 | 5.71% | 0 | 1 | 3 | | | N | SC | 0 | \$1,444.01 | |
| | Exc Award (06/30/2023) | | | | | | | | | | | | | | | | | |
| 24126 | HIROSHIMA KABE | 03/21/1961 | Active | 38 | 1 | 0 | 1 | 2.70% | 0 | | 0 | | | | VP,SC | 2 | \$1,958.73 | |
| | Exc Award (06/30/2016, 06/30/2018, 06/30/2019) | | | | | | | | | | | | | | | | | |



Club Health Assessment for District 336 C through February 2025

|  | | | Status | Membership | | | | | | | Reports | | | | | Finance | LCIF |
|--|--|--------------|---|-----------------------------|-------------------|---------------------|----------------|---|----------------------------|--|-------------------------------------|------------------------------------|------------------------|---|--|-----------------|-----------------------------------|
| Club Number | Club Name | Charter Date | | Current Member Count | YTD Members Added | YTD Members Dropped | YTD Net Growth | YTD Net Growth% | Member Count 12 Months Ago | Avg. length of service for dropped members | Months Since Last MMR *** | Yrs. Since Last Officer Report | President Rotation | Vice President Reported **** | Months Since Last Activity Report *** | Account Balance | Donations for current Fiscal Year |
| | | | Number of times on status quo within last two years | If below 15 members appears | | | | If net loss is greater than 20% appears | | | If no report in 3 months appears in | When more than one year appears in | Number of repeat terms | Notes the officers that do not have an active | If no report at 12 months appears in red | | |
| 44151 | HIROSHIMA KOYO | 06/05/1984 | Active | 53 | 2 | 4 | -2 | -3.64% | 0 | 10 | 0 | | | S,T,M,VP,SC | 2 | | \$1,285.24 |
| | Exc Award (06/30/2017, 06/30/2018, 06/30/2020) | | | | | | | | | | | | | | | | |
| 55552 | Hiroshima Momiji | 04/13/1994 | Active | 7 | 0 | 0 | 0 | 0.00% | 0 | | 11 | 1 | None | P,S,T,M,VP SC | 21 | | \$652.96 |
| 24107 | HIROSHIMA NEW | 01/29/1969 | Active | 51 | 5 | 1 | 4 | 8.51% | 0 | 1 | 0 | | | P,S,T,M,VP SC | 1 | | \$1,117.53 |
| | Exc Award (06/30/2016, 06/30/2018, 06/30/2020) | | | | | | | | | | | | | | | | |
| 38768 | HIROSHIMA NEW CITY | 06/09/1980 | Active | 24 | 0 | 3 | -3 | -11.11% | 0 | 7 | 2 | | | P,S,T,M,VP SC | 2 | | \$326.48 |
| | Exc Award (06/30/2023) | | | | | | | | | | | | | | | | |
| 33000 | HIROSHIMA OTAGAWA | 11/10/1976 | Active | 37 | 1 | 0 | 1 | 2.78% | 0 | | 1 | | | P,S,T,M,VP SC | 0 | | \$4,913.43 |
| | Exc Award (06/30/2016, 06/30/2017, 06/30/2020) | | | | | | | | | | | | | | | | |
| 41856 | HIROSHIMA PHOENIX | 09/27/1982 | Active | 57 | 0 | 0 | 0 | 0.00% | 0 | | 0 | | | M,VP,SC | 0 | | \$5,117.16 |
| | Exc Award (06/30/2017, 06/30/2018, 06/30/2020) | | | | | | | | | | | | | | | | |
| 24110 | HIROSHIMA RIJO | 06/23/1958 | Active | 37 | 0 | 0 | 0 | 0.00% | 0 | | 5 | | | N S,T,SC | 0 | | \$13,157.14 |
| | Exc Award (06/30/2016, 06/30/2017, 06/30/2020) | | | | | | | | | | | | | | | | |
| 37730 | HIROSHIMA ROYAL | 11/06/1979 | Active | 36 | 2 | 0 | 2 | 5.88% | 0 | | 0 | | | N P,T,M,VP,SC | 0 | | \$470.13 |
| | Exc Award (06/30/2024) | | | | | | | | | | | | | | | | |
| 24111 | HIROSHIMA SAIKI | 08/28/1962 | Active | 16 | 0 | 1 | -1 | -5.88% | 0 | 1 | 2 | | | N SC | 2 | | \$182.83 |
| | Exc Award (06/30/2017, 06/30/2023) | | | | | | | | | | | | | | | | |
| 44603 | HIROSHIMA SATO | 01/24/1985 | Active | 27 | 6 | 1 | 5 | 22.73% | 0 | 2 | 0 | | | N M | 0 | | \$2,971.96 |
| | Exc Award (06/30/2022, 06/30/2023) | | | | | | | | | | | | | | | | |
| 59696 | HIROSHIMA SEIHOKU | 06/02/1997 | Active | 38 | 12 | 2 | 10 | 35.71% | 0 | 20 | 0 | | | N | 0 | | \$726.52 |
| | Exc Award (06/30/2018, 06/30/2023) | | | | | | | | | | | | | | | | |
| 47858 | HIROSHIMA SEIRYU | 11/02/1987 | Active | 21 | 0 | 1 | -1 | -4.55% | 0 | 23 | 7 | | | P,T,M,VP,SC | 0 | | \$1,235.07 |
| 44497 | HIROSHIMA WAKABA | 12/21/1984 | Active | 14 | 0 | 1 | -1 | -6.67% | 0 | 1 | 4 | | | P,S,T,M,VP SC | 11 | | \$182.83 |
| | Exc Award (06/30/2022) | | | | | | | | | | | | | | | | |
| 56631 | HIROSHIMA WISE | 03/09/1995 | Active | 30 | 0 | 0 | 0 | 0.00% | 0 | | 8 | | | P,S,T,M,VP SC | 0 | | \$1,528.95 |
| | Exc Award (06/30/2016, 06/30/2017, 06/30/2020) | | | | | | | | | | | | | | | | |
| 24208 | JINSEKI KOGEN | 12/03/1967 | Active | 33 | 4 | 0 | 4 | 13.79% | 0 | | 0 | | | N | 1 | | \$378.72 |
| 36179 | JINSEKITAISHAKUKYO | 10/09/1978 | Active | 10 | 2 | 0 | 2 | 25.00% | 0 | | 6 | | | N P,M,SC | 0 | | \$630.59 |
| | Exc Award (06/30/2016, 06/30/2017) | | | | | | | | | | | | | | | | |




Club Health Assessment for District 336 C through February 2025

| | | | Status | Membership | | | | | | | Reports | | | | | Finance | LCIF |
|------------------------------------|-----------------------|--------------|---|-----------------------------|-------------------|---------------------|----------------|---|----------------------------|--|-------------------------------------|------------------------------------|------------------------|---|--|-----------------|-----------------------------------|
| Club Number | Club Name | Charter Date | | Current Member Count | YTD Members Added | YTD Members Dropped | YTD Net Growth | YTD Net Growth% | Member Count 12 Months Ago | Avg. length of service for dropped members | Months Since Last MMR *** | Yrs. Since Last Officer Report | President Rotation | Vice President Reported **** | Months Since Last Activity Report *** | Account Balance | Donations for current Fiscal Year |
| | | | Number of times on status quo within last two years | If below 15 members appears | | | | If net loss is greater than 20% appears | | | If no report in 3 months appears in | When more than one year appears in | Number of repeat terms | Notes the officers that do not have an active | If no report at 12 months appears in red | | |
| 24125 | JOGE | 04/10/1966 | Active | 27 | 0 | 1 | -1 | -3.57% | 0 | 7 | 0 | | | N | T,M,VP | 0 | \$452.60 |
| Exc Award (06/30/2016) | | | | | | | | | | | | | | | | | |
| 24133 | KANNABE | 01/27/1963 | Active | 32 | 2 | 0 | 2 | 6.67% | 0 | | 7 | | | | T,VP,SC | 1 | \$1,005.72 |
| Exc Award (06/30/2022, 06/30/2023) | | | | | | | | | | | | | | | | | |
| 24087 | KITAHIROSHIMA CHIYODA | 04/09/1973 | Active | 35 | 2 | 1 | 1 | 2.94% | 0 | 51 | 2 | | | | VP,SC | 3 | \$5,585.54 |
| 24140 | KURE | 11/26/1955 | Active | 21 | 0 | 1 | -1 | -4.55% | 0 | 40 | 5 | | | | M,VP,SC | 4 | \$5,324.24 |
| Exc Award (06/30/2019) | | | | | | | | | | | | | | | | | |
| 24142 | KURE BLUE | 03/09/1963 | Active | 24 | 2 | 0 | 2 | 9.09% | 0 | | 6 | | | N | SC | 0 | \$2,350.37 |
| 24141 | KURE GREEN | 11/24/1959 | Active | 46 | 3 | 2 | 1 | 2.22% | 0 | 41 | 0 | | | N | S,T,M,VP,SC | 12 | \$1,520.74 |
| 50893 | KURE PORT | 08/07/1990 | Active | 32 | 0 | 1 | -1 | -3.03% | 0 | 42 | 0 | | | N | P,M,VP,SC | 18 | \$417.90 |
| 29974 | KURE URUME | 11/27/1974 | Active | 20 | 0 | 0 | 0 | 0.00% | 0 | | 10 | | | N | SC | 0 | \$882.83 |
| Exc Award (06/30/2017, 06/30/2023) | | | | | | | | | | | | | | | | | |
| 36952 | KURE YASUURA | 04/03/1979 | Cancelled(6*) | 0 | 0 | 15 | -15 | -100.00% | 0 | 16 | 2 | | None | | P,S,T,M,VP SC S | 3 | \$195.89 |
| 24149 | MIHARA | 02/15/1961 | Active | 64 | 3 | 0 | 3 | 4.92% | 0 | | 5 | | | N | | 0 | \$6,207.29 |
| Exc Award (06/30/2018, 06/30/2023) | | | | | | | | | | | | | | | | | |
| 24116 | MIHARA HONGO | 09/11/1966 | Active | 21 | 6 | 1 | 5 | 31.25% | 0 | 3 | 4 | | | N | P,SC | 2 | \$1,117.54 |
| 29236 | MIHARA KUI | 04/30/1974 | Active | 29 | 1 | 0 | 1 | 3.57% | 0 | | 5 | | | | M,VP,SC | 0 | \$3,313.44 |
| 24150 | MIHARA UKISHIRO | 05/12/1963 | Active | 84 | 8 | 2 | 6 | 7.69% | 0 | 6 | 0 | | | N | | 1 | \$6,614.64 |
| Exc Award (06/30/2016, 06/30/2023) | | | | | | | | | | | | | | | | | |
| 24152 | MIRASAKA | 05/16/1965 | Active | 15 | 0 | 0 | 0 | 0.00% | 0 | | 12 | | None | | P,S,T,M,VP SC | 19 | \$169.77 |
| Exc Award (06/30/2017) | | | | | | | | | | | | | | | | | |
| 24155 | MIYAJIMAGUCHI L C | 02/08/1962 | Active | 35 | 1 | 0 | 1 | 2.94% | 0 | | 1 | | | N | | 0 | \$12,491.79 |
| Exc Award (06/30/2016) | | | | | | | | | | | | | | | | | |
| 63696 | MIYOSHI SENIOR | 11/14/2000 | Active | 20 | 0 | 0 | 0 | 0.00% | 0 | | 12 | 1 | None | | P,S,T,M,VP SC | 12 | \$156.71 |
| 24164 | NOMISHIMA L C | 11/25/1962 | Active | 18 | 0 | 3 | -3 | -14.29% | 0 | 35 | 7 | | | | P,M,VP,SC | 24 | \$728.88 |
| 24168 | ONOMICHI | 08/30/1958 | Active | 70 | 1 | 0 | 1 | 1.45% | 0 | | 1 | | | N | SC | 1 | \$2,799.90 |
| Exc Award (06/30/2016) | | | | | | | | | | | | | | | | | |
| 24117 | ONOMICHI INNOSHIMA | 02/09/1962 | Active | 43 | 1 | 0 | 1 | 2.38% | 0 | | 2 | | | N | SC | 16 | \$2,822.17 |



Club Health Assessment for District 336 C through February 2025

|  | | | Status | Membership | | | | | | Reports | | | | | Finance | LCIF | |
|--|---------------------|--------------|---|-----------------------------|-------------------|---------------------|----------------|---|----------------------------|--|-------------------------------------|------------------------------------|------------------------|---|--|-----------------|-----------------------------------|
| Club Number | Club Name | Charter Date | | Current Member Count | YTD Members Added | YTD Members Dropped | YTD Net Growth | YTD Net Growth% | Member Count 12 Months Ago | Avg. length of service for dropped members | Months Since Last MMR *** | Yrs. Since Last Officer Report | President Rotation | Vice President Reported **** | Months Since Last Activity Report *** | Account Balance | Donations for current Fiscal Year |
| | | | Number of times on status quo within last two years | If below 15 members appears | | | | If net loss is greater than 20% appears | | | If no report in 3 months appears in | When more than one year appears in | Number of repeat terms | Notes the officers that do not have an active | If no report at 12 months appears in red | | |
| Exc Award (06/30/2017) | | | | | | | | | | | | | | | | | |
| 24153 | ONOMICHI MITSUGI | 12/14/1971 | Active | 16 | 0 | 0 | 0 | 0.00% | 0 | | 8 | | | P,S,T,M,VP SC | 4 | | \$130.59 |
| 24157 | ONOMICHI MUKAISHIMA | 06/24/1967 | Active | 27 | 0 | 0 | 0 | 0.00% | 0 | | 8 | | N | | 0 | | \$65.30 |
| Exc Award (06/30/2016, 06/30/2018) | | | | | | | | | | | | | | | | | |
| 24170 | ONOMICHI RURI | 01/20/1963 | Active | 34 | 1 | 1 | 0 | 0.00% | 0 | 43 | 1 | | N | M | 0 | | \$1,295.89 |
| Exc Award (06/30/2016, 06/30/2018, 06/30/2020) | | | | | | | | | | | | | | | | | |
| 24174 | OSAKIKAMIJIMA | 01/22/1967 | Active | 35 | 4 | 1 | 3 | 9.38% | 0 | 33 | 0 | | N | P,S,T,VP,SC | 12 | | \$470.13 |
| 24173 | OTAKE | 08/28/1962 | Active | 23 | 0 | 1 | -1 | -4.17% | 0 | 16 | 0 | | N | P,M,VP,SC | 0 | | \$1,135.07 |
| 24175 | SAIJO | 09/05/1964 | Active | 17 | 0 | 0 | 0 | 0.00% | 0 | | 11 | | N | P,T,M,VP,SC | 24+ | | \$195.89 |
| 24138 | SERAKOZAN | 11/09/1963 | Active | 37 | 1 | 2 | -1 | -2.63% | 0 | 11 | 1 | | | P,S,T,M,VP SC | 9 | | \$248.13 |
| 24184 | SHOBARA | 03/25/1962 | Active | 49 | 0 | 1 | -1 | -2.00% | 0 | 44 | 1 | | N | P,S,T,VP,SC | 0 | | \$1,457.08 |
| Exc Award (06/30/2018, 06/30/2022) | | | | | | | | | | | | | | | | | |
| 24189 | TAKEHARA | 11/22/1958 | Active | 51 | 4 | 4 | 0 | 0.00% | 0 | 13 | 1 | | N | P,M,SC | 24+ | | \$2,648.63 |
| Exc Award (06/30/2017) | | | | | | | | | | | | | | | | | |


Clubs Cancelled Previous Fiscal Year – Clubs Cancelled within last 12 months may be reinstated

| Club Number | Club Name | Charter Date | Current Status* | Cancellation Date |
|-------------|-----------------|--------------|-----------------|-------------------|
| 43439 | HIROSHIMA EAST | 01/25/1984 | Cancelled(6*) | 12/29/2023 |
| 57949 | HIROSHIMA SEIWA | 03/07/1996 | Cancelled(6*) | 06/29/2024 |
| 24130 | YAMAGATA KAKE | 04/08/1961 | Cancelled(6*) | 06/29/2024 |

| Current Total Clubs Count | YTD New Clubs Count | YTD Cancelled Clubs Count | YTD Net Club Gain | Current Total Members Count | YTD Add | YTD Drop | YTD Net Growth | YTD Net Growth % | Member Count 12 Months Ago | Average Member Count Per Club | % of Clubs with less than 20 members | % No MMR in 3 Months | % No Officer Report in 12 Months | % of Clubs with balance 90+ days | Number of Clubs in Status Quo | % Status Quo Clubs in Financial Suspension | Number of Cancelled Clubs | Average Cancelled Club Age | Members Lost Due to Cancellation | % of Clubs Cancelled for Non-Financial Reasons |
|---------------------------|---------------------|---------------------------|-------------------|-----------------------------|---------|----------|----------------|------------------|----------------------------|-------------------------------|--------------------------------------|----------------------|----------------------------------|----------------------------------|-------------------------------|--|---------------------------|----------------------------|----------------------------------|--|
| 75 | 0 | 1 | -1 | 2,775 | 149 | 101 | 48 | 1.76% | 0 | 37 | 15% | 37% | 3% | 0% | 0 | 0% | 1 | 177 | 15 | 100% |



Club Health Assessment for District 336 C through February 2025

|  | | | Status | Membership | | | | | | | Reports | | | | | Finance | LCIF |
|--|-----------|--------------|---|-----------------------------|-------------------|---------------------|----------------|---|----------------------------|--|-------------------------------------|------------------------------------|------------------------|---|--|-----------------|-----------------------------------|
| Club Number | Club Name | Charter Date | | Current Member Count | YTD Members Added | YTD Members Dropped | YTD Net Growth | YTD Net Growth% | Member Count 12 Months Ago | Avg. length of service for dropped members | Months Since Last MMR *** | Yrs. Since Last Officer Report | President Rotation | Vice President Reported **** | Months Since Last Activity Report *** | Account Balance | Donations for current Fiscal Year |
| | | | Number of times on status quo within last two years | If below 15 members appears | | | | If net loss is greater than 20% appears | | | If no report in 3 months appears in | When more than one year appears in | Number of repeat terms | Notes the officers that do not have an active | If no report at 12 months appears in red | | |

* - P - Priority Club. Cancellation Reasons: 1-Objectives/conduct, 2-Non-active club, 5-Non-existing club, 6-Disbanding, 7-Merger, 8-Financial Suspension, 9-District/Multiple District Dues.
** - Abbreviation: P-President, S-Secretary, T-Treasurer, M-Member Chairperson, VP-First Vice President, MC-Communications Chairperson, SC-Service Chairperson
*** - Abbreviation: N/R - Never reported using the Lions Clubs website, N/A - Not applicable, No password registered for the Lions Clubs website.
**** - Abbreviation: N - New, IP - Immediate Past, R - Repeat.